


# SUPPLY LISTS


Instructor: Anju Saran

[www.AnjuSaranArts.com](http://www.AnjuSaranArts.com)

Ph: 973.723.1130


## Watercolor class supply list

<b>WATERCOLOR PAINTS</b>	<ul style="list-style-type: none"><li>• ‘Reeves’, ‘Cotman’ or ‘Simply Watercolor’ 12 or 18</li><li>• color watercolor set is in-expensive and reasonably student quality to give a start. But if you are not a beginner then you can pick ‘Winsor &amp; Newton’ or ‘Grumbacher’</li></ul>	
<b>BRUSHES</b>	<p>Following are basic sable/synthetic watercolor brushes you may need. You need to select the brushes, which are very soft and can hold lots of water. Rounded bushes should have a good pointed end. Buy good quality brushes. The better quality you use the good result you get. You can bring your own choice of assorted brushes or buy listed below:</p> <ul style="list-style-type: none"><li>• Flat Brushes: <math>\frac{3}{4}</math> - 1 inch</li><li>• Round Brushes: #8 and/or #10 round brush</li><li>• Round “liner” brush (long bristle #2 or #3 number brush for fine lines)</li></ul> <p>You can have more different number brushes.</p>	
<b>WATERCOLOR PAPER</b>	<p>Watercolor pad (Recommended: Strathmore watercolor paper pad, 400 series). Size should be about 9” x 12”. You can also have watercolor paper sheets. The heavier paper is the better for watercolor.</p> <p><b>Important Note:</b> Look for <b>BROWN COVER PAGE</b> and not yellow cover page watercolor pad. <i>(Picture at right).</i></p>	
<b>PALETTE</b>	<p>Watercolor regular plastic palette (big enough to hold 12 – 15 color sections and larger area for mixing colors. Ideal palette should have lid, 3-4 large mixing sections and about 14-20 small sections to keep paints</p>	

<p><b>OTHER SUPPLIES</b></p>	<ul style="list-style-type: none"> <li>• Pencil</li> <li>• Eraser</li> <li>• Ruler</li> <li>• Empty glass or any pot for the water (optional)</li> <li>• Tissues / Paper towels</li> <li>• Masking paper tape (White)</li> <li>• Masking fluid (fisket)</li> </ul>	
------------------------------	--	---




<h2 style="text-align: center;">Drawing class supply list</h2>	
<p><b>PENCILS</b></p>	<p><b>5-6 Pencil set of HB, 2H, 2B, 4B, 6B etc</b>  A good starter range would be 2H, B and 2B. You can buy drawing pencils in sets or individually.</p>
<p><b>ERASERS</b></p>	<p>Regular and Kneaded Eraser (Soft malleable eraser that's very easy on the paper but still lifts graphite well.</p>
<p><b>DRAWING PAPER</b></p>	<p>Canson and Strathmore white Drawing paper pads are good</p>


# Pastel color class supply list

<p><b>PASTEL STICKS</b></p>	<p>Minimum 30 colors set of soft pastels of <b>Rembrandt</b> or <b>NuPastels</b> any other brands. More than 30 shades would be always better to consider.</p>
<p><b>PAPER</b></p>	<p>Tinted pastel paper. No less then 9" x 12" in size. You can consider Strathmore. (see picture on right)</p> 
<p><b>OTHER SUPPLIES</b></p>	<ul style="list-style-type: none"> <li>• Charcoal and Pencil set</li> <li>• Kneaded eraser</li> <li>• Apron or smock</li> <li>• Disposable gloves</li> <li>• Dust mask (optional, only if you have allergies with dust)</li> </ul>

# Oil painting class supply list




	<p>There are Professional quality paints for the serious or intermediate/advanced artists and Student quality paints for beginners. Student quality paints are much cheaper as compare to professional quality and is economical to start.</p> <p><b>Student quality oil paints:</b> Winton, Loft, Reeves  <b>Proccessional quality oil paints:</b> Winsor &amp; Newton, Grumbacher, Rambrandt, Winsor &amp; Newton, Holbein</p>	
<b>OIL PAINTS</b>	<p>You can buy 12,18 or 24 colors set or buy individual tube paints according to the list (<i>Right</i>)</p>	<ul style="list-style-type: none"> <li>• Lemon yellow</li> <li>• Chrome Yellow</li> <li>• Yellow Ochre</li> <li>• Bright Red</li> <li>• Crimson</li> <li>• Rose</li> <li>• Ultramarine Blue</li> <li>• Cobalt blue</li> <li>• Cerulean Blue</li> <li>• Emerald green</li> <li>• Sap Green</li> <li>• Burnt Siena</li> <li>• Burnt Umber (Optional)</li> <li>• Ivory Black</li> <li>• Titanium white</li> <li>• Orange (Optional)</li> </ul>
<b>BRUSHES</b>	<p>Look for watercolor or acrylic sable/synthetic-hair brushes (not oil paint brushes, they are too hard and rough), which are not hard and has nice soft feel. Rounded bushes should have a good pointed end. Buy good quality brushes. The better quality you use the good result you get. Don't buy the cheap brushes comes in a set of 6 or 8. They are cheap quality and won't give you good results. There is no hard and fast rule...you can buy any number of brushes of your choice or buy from the list below:</p> <ul style="list-style-type: none"> <li>• Flat Brushes: 4, 10, 14, 18</li> <li>• Round Brushes: 0, 2 and 6 round brushes</li> <li>• Round "liner" brush (long bristle #2 or #3 number brush for fine lines)</li> </ul> <p>Some reasonable quality and economical brushes are Simply Simmons, Artist's Loft Roma, Soft grip, Zen. You can also look for expensive brushes but there is actually no need.</p>	

<p><b>PALETTE KNIFE</b></p>	<p>MUST HAVE Minimum 1 medium size standard palette knife.</p>	
<p><b>CANVAS</b></p>	<ul style="list-style-type: none"> <li>• Primed and stretched canvas. You can bring small or medium size canvas e.g. 10"x10", 9" x 12" 12"x12", 11"x14", 12"x16" 16"x20" or larger in size. (It is advisable to bring small or medium size canvas so that you can finish your painting in reasonable time. You can also use canvas boards or Canvas paper pads</li> </ul>	
<p><b>PALETTE</b></p>	<p>Disposable paper/foam plates or disposable paper palettes (available at Michaels)</p>	

<p><b>MEDIUM/ SOLVENT</b></p>	<ul style="list-style-type: none"> <li>• <b>Medium:</b> Grumbacher Copal Painting Medium (it is a fast drying medium)</li> <li>• <b>A small size container</b> to keep the medium</li> <li>• <b>Solvent:</b> A can of Turpentine oil or Turpenoid to clean brushes</li> <li>• <b>Medium size wide opening/glass jar or container</b> with tight lid to keep Turmentine/Turpenoid</li> </ul>	
<p><b>OPTIONAL</b></p>	<ul style="list-style-type: none"> <li>• White Gesso (optional). <i>Gesso is needed to prime the canvas.</i></li> <li>• Cotton rags (such as old cotton T shirts) or Paper towel</li> <li>• Pencil</li> <li>• Eraser</li> </ul>	

## Acrylic Painting Class Supply List

<p><b>ACRYLIC PAINTS</b></p>	<p>12 or 18 piece Acrylic paint set. You can also pick following individual paints. Golden, Liquitex, Winsor &amp; Newton and Atelier are the good brands. Golden is the number 1.</p> <ul style="list-style-type: none"> <li>• Titanium White</li> <li>• Ivory black</li> <li>• Burnt Sienna</li> <li>• Burnt Umber</li> <li>• Bright red</li> <li>• Magenta or Rose</li> <li>• Crimson</li> <li>• Lemon Yellow</li> <li>• Cadmium Yellow</li> <li>• Yellow ochre</li> <li>• Prussian Blue</li> <li>• Phthalo Blue</li> <li>• Cobalt Blue</li> </ul>
----------------------------------	---

	<ul style="list-style-type: none"> <li>• Ultramarine Blue</li> <li>• Turquoise Blue</li> <li>• Emerald Green</li> <li>• Sap green</li> </ul>	
<b>MEDIUMS</b> <b>(Buy any one or both)</b>	<ul style="list-style-type: none"> <li>• Liquitex Gloss medium &amp; Varnish</li> </ul>	
	<ul style="list-style-type: none"> <li>• Liquitex Professional Flow-Aid</li> </ul>	
<b>BRUSHES</b>	A variety of synthetic flat and round oil painting brushes, china bristle is best. #s 0,4,8 of both types would be a good start. 'Simple' brand is cheap and reasonably good to start. Available at 'Michaels'.	
<b>PALETTES</b>	Disposable paper/foam plates or disposable paper palettes (available at Michaels)	
<b>CANVAS</b>	Buy canvas pads or stretched canvas or canvas panels. A reasonable size e.g. 9" x 12" or 10" x 14"	
<b>PALETTE KNIVES</b>	Couple of palette knives of different sizes. Small size (see below) is recommended	
		
<b>OTHER</b>	<ul style="list-style-type: none"> <li>• Pencil</li> </ul>	

<b>SUPPLIES</b>	<ul style="list-style-type: none"><li>• Eraser</li><li>• Ruler</li><li>• Empty glass or any pot for the water (optional)</li><li>• Tissues, Paper towels</li></ul>
<b>ONLINE SUPPLY STORES</b>	<ul style="list-style-type: none"><li>• <a href="#">Utrecht</a></li><li>• <a href="#">Jerry's Artarama</a></li><li>• <a href="#">Daniel Smith</a></li><li>• <a href="#">Art Supply.com</a></li></ul>